


# CASE SEALER

## INLINE TOP & SIDE FLANGE SEALER



A durable, fully automatic machine engineered for round-the-clock performance. Positive top and side compression produces a sealed container, which offers superior product protection. This machine has a straight forward operation with simplified pneumatic functions, providing reliability and easy maintenance.



## Features & Benefits

- All welded heavy-duty construction
- Production speed up to 20 CPM
- Transfer motion on hardened steel shafts and linear ball bearings
- Rack-and-pinion quick adjustment
- Sliding, electrically-interlocked Lexan® safety doors

Features, specifications and options subject to change without notice

550 NW 3 Avenue Florida City, FL 33034 Phone: 305.245.3045 Fax: 305.245.8057

SPMC © 2012 All rights reserved. Reproduction of this publication in whole or in part is strictly prohibited

# CASE SEALER

## INLINE TOP & SIDE FLANGE SEALER

BOX RANGE			
	L	W	D
MAX	24"(610mm)	16"(406mm)	10¾"(273mm)
MIN	20"(508mm)	10"(254mm)	6¾"(172mm)

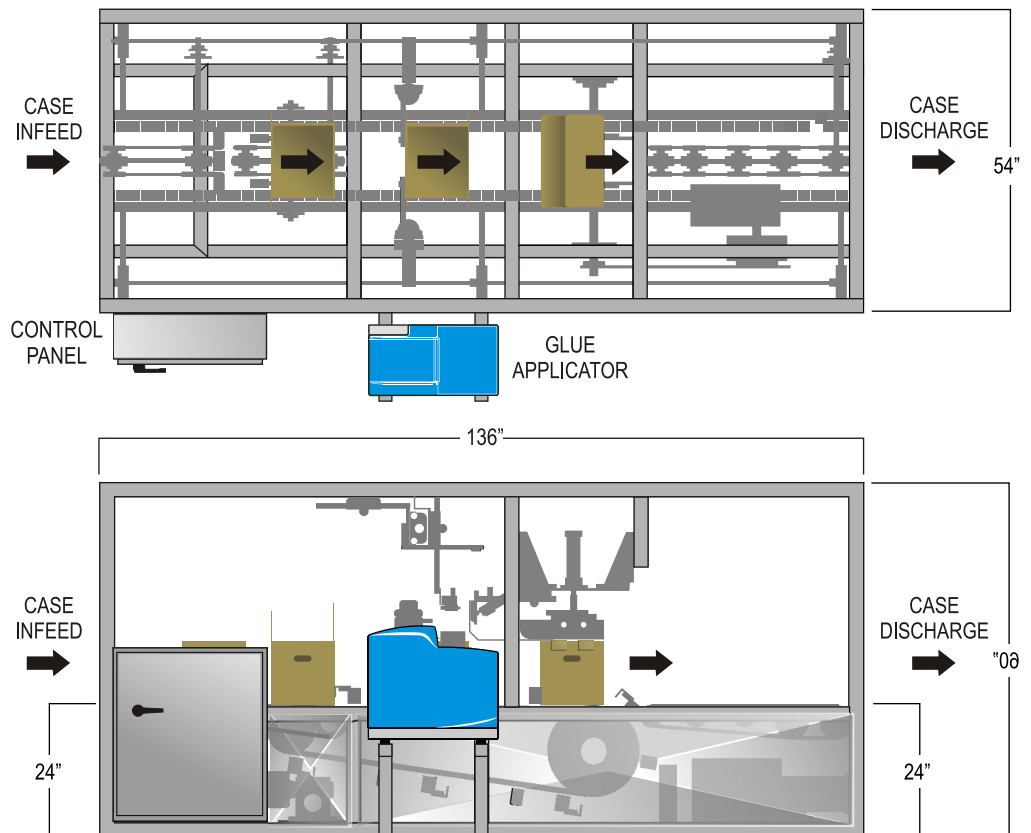
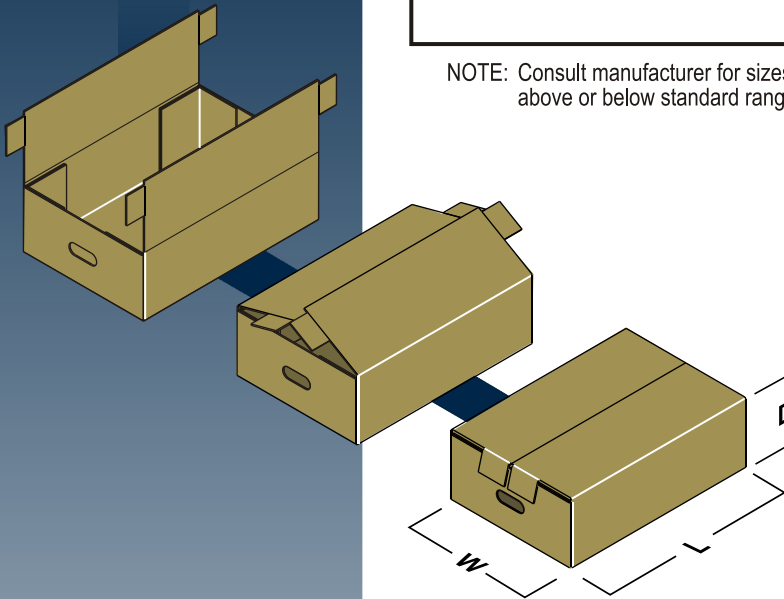
NOTE: Consult manufacturer for sizes above or below standard range

## Specifications

Electrical	480 V / 3 phase / 60 hz
Control	24 V DC
Electrical Code	NEMA 12
Air Line Input	80 psi 1/2" NPT inlet
Air Usage	30 SCFM @ 20 CPM
Floor Space	136" L x 54" W
Speed	up to 20 CPM

## Options

- Stainless Steel construction, NEMA 4
- Feed-on-demand circuitry
- Casters
- Special electrics
- Sizes above and below standard range
- Outside Manufacturing Joint



Features, specifications and options subject to change without notice

550 NW 3 Avenue Florida City, FL 33034 Phone: 305.245.3045 Fax: 305.245.8057

SPMC © 2012 All rights reserved. Reproduction of this publication in whole or in part is strictly prohibited